

SHIMANO

TOTAL TECHNICAL SUPPORT

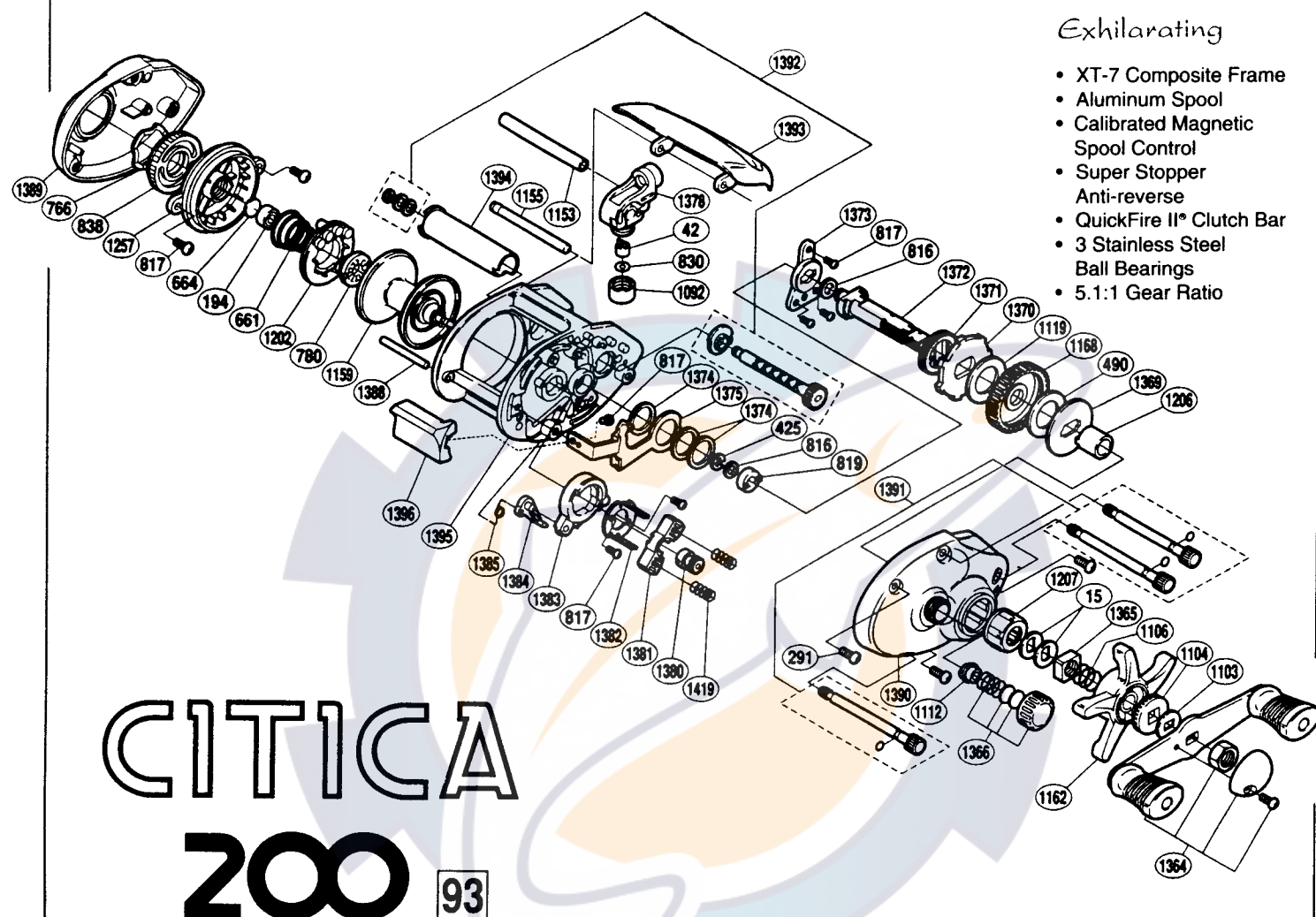
HS

1993 SUPPLEMENT

BANTAM® CITICA™
Baitcasting Reels

Exhilarating

- XT-7 Composite Frame
- Aluminum Spool
- Calibrated Magnetic Spool Control
- Super Stopper Anti-reverse
- QuickFire II® Clutch Bar
- 3 Stainless Steel Ball Bearings
- 5.1:1 Gear Ratio



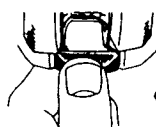

CITICA

200

93

EXPLODED PARTS VIEW

MODEL NO.	LINE / CAPACITY	GEAR RATIO	WT (OZ)	BEARINGS
CI-200A	10/210, 12/150, 14/140	5.1:1	9.4	2-ball, 1 roller



Citica™ gives you maximum control with its QuickFire II clutch bar directly behind the spool.

The purpose of a fishing trip is to have fun. A big part of this fun is playing with all the equipment (i.e. sorting the lures in the tackle box, steering the boat, wearing your favorite clothes). A solid, superbly operating reel only helps to heighten the pleasure of the experience.

Cranking Citica's new long-throw handle with soft oversized paddles, retrieving a deep-diving crankbait on it's smoothly geared 3 bearing drive train, and feeling a fish pulling line off it's super smooth drag is nothing but fun! Citica™ is not only fun, but also convenient. The QuickFire II® clutch bar is located directly behind the spool for maximum thumbing control, and the modern, ergonomic shape rests comfortably in the hand. Last, but not least, Citica™ has been made to be even more reliable. This year the clutch system has been redesigned and improved to insure solid and decisive engagement.

SHIMANO AMERICAN CORPORATION ONE SHIMANO DR., P.O. BOX 19615
IRVINE, CALIF. 92713-9615 PHONE: 714-951-5003 FAX: 714-951-6212